

# HOUSE FINANCE

## Budget Presentation FY 2023

### West Virginia Bureau of Senior Services



## **BUREAU OF SENIOR SERVICES**

1900 Kanawha Boulevard, East

Charleston, WV 25305

304-558-3317

[www.wvseniorservices.gov](http://www.wvseniorservices.gov)

### **BUDGET PRESENTATION – TABLE OF CONTENTS**

Page 1	FY2022 Highlights
Page 2	FY2023 Recommended Budget
Page 3	FY2023 Recommended Budget Lottery Only
Pages 4–5	Description of Bureau Service Accounts by Fund
Page 6	Pie Chart – FY2023 Programs by Revenue
Page 7	Pie Chart – FY2023 Programs by Revenue (net of transfers)
Page 8	Pie Chart – FY2023 Revenue by Source
Page 9	Line Chart – State Revenue 10 Years 2014-2023
Page 10	FY2023 Staffing Sources
Page 11	FY2023 Staffing Splits Revenue Source
Page 12	State Map indicating Regions 1 through 4
Page 13	State Map indicating WV Aging & Disability Resource Centers
Page 14	State Map indicating Long-Term Care Ombudsman



**STATE OF WEST VIRGINIA  
BUREAU OF SENIOR SERVICES**  
1900 Kanawha Boulevard, East  
Charleston, West Virginia 25305-0160  
Telephone (304) 558-3317  
FAX (304) 558-5609  
[www.wvseniorservices.gov](http://www.wvseniorservices.gov)

Robert E. Roswall  
Commissioner

## **BUREAU HIGHLIGHTS**

Nutritional services, because of the COVID-19 pandemic, the Aging network provided 3,033,555 meals in FY 2021 compared to 2,292,412 for FY 2020, an increase of 741,143 meals. This was accomplished by additional funding from the State of \$1,500,000 (\$3,000,000 less \$1,500,000 rates) that had been committed for the elimination of any nutritional wait lists and approximately \$6.6 million in CARES Act Funding directly from the Federal agency, Administration for Community Living. Continued funding from the State of \$500,000 (\$2,000,000 less \$1,500,000 rates) and approximately \$4.8 million in American Rescue Funding should enable the Bureau to sustain the increased level of meals thru the end of FY 2022 and possibly into FY 2023

Due to COVID, the State's In-Home Service Programs experienced a total decrease of 106,576 service units (hours) from the prior year. This consists of the LIGHTHOUSE program decreasing from 599,637 units in FY 2020 to 533,170 for FY 2021 and FAIR decreased from 219,450 units in FY 2020 to 179,341 units for FY 2021. Due to the continued presence of COVID and challenge to hire caregivers, the Bureau expects this program to suffer for the current year and hopefully will see a rebound by FY 2023.

As for the Bureau's Medicaid Program, annual on-site monitoring was discontinued due to COVID and desktop reviews were performed. This is expected to continue for the current fiscal year.

The State's Health Insurance Program (SHIP) counseling services were performed by telephone only. Again, due to the uncertainty of COVID, this is expected to continue through the current fiscal year.

# BUREAU OF SENIOR SERVICES

## FY 2023 APPROPRIATION - GOVERNOR RECOMMENDED

<u>BUDGET LINE ITEM</u>	<u>APPROPRIATION</u>	<u>FY2023 Bureau Request</u>	<u>FY2022 BUDGET</u>	<u>LINE CHANGE</u>
<b><u>FUND 0420-GENERAL REVENUE</u></b>				
TRANSFER TO DHHR MEDICAID WAIVER MATCH	53900	\$19,612,957	\$29,950,955	-\$10,337,998
<b><u>FUND 5405-LOTTERY</u></b>				
PERSONAL SERVICES	00100	\$142,503	\$138,660	\$3,843
SALARY & BENEFITS AGENCY HEADS	00201	\$70,720	\$70,720	\$0
CURRENT EXPENSE	13000	\$332,284	\$332,284	\$0
REPAIRS & ALTERATIONS	06400	\$1,000	\$1,000	\$0
LOCAL PROGRAM SERVICE DELIVERY	20000	\$2,435,250	\$2,435,250	\$0
SILVER HAIRED LEGISLATURE	20200	\$18,500	\$18,500	\$0
TRANSFER TO DHHR MEDICAID WAIVER MATCH	53900	\$14,203,501	\$4,615,503	\$9,587,998
ALZHEIMER'S RESPITE CARE	64300	\$2,304,286	\$2,302,016	\$2,270
AGED & DISABLED RESOURCE CTRS.	76700	\$425,000	\$425,000	\$0
SR.SERVICES MEDICAID MATCH	87100	\$16,400,070	\$16,400,070	\$0
TRANSFER TO DHHR				
WV ALZHEIMER'S HOTLINE	72400	\$45,000	\$45,000	\$0
LEG. INITIATIVES FOR ELDERLY (LIFE)	90400	\$9,671,239	\$9,671,239	\$0
LONG TERM CARE OMBUDS	90500	\$297,226	\$297,226	\$0
BRIM PREMIUM	91300	\$7,718	\$7,718	\$0
IN-HOME SERVICES/NUTRITION	91700	\$6,845,941	\$6,095,941	\$750,000
<b>LOTTERY TOTAL</b>		<b>\$53,200,238</b>	<b>\$42,856,127</b>	<b>\$10,344,111</b>
<b><u>FUND 5407</u></b>				
<b>SPECIAL REVENUE TOTAL</b>	<b>09900</b>	<b>\$2,347,804</b>	<b>\$2,300,000</b>	<b>\$47,804</b>
<b><u>FUND 5409</u></b>				
<b>COMMUNITY BASED SERVICE FUND</b>		<b>\$10,514,707</b>	<b>\$10,509,593</b>	<b>\$5,114</b>
<b><u>FUND 8724</u></b>				
<b>FEDERAL TOTAL</b>		<b>\$14,606,694</b>	<b>\$14,582,217</b>	<b>\$24,477</b>
<b>AGENCY TOTAL</b>		<b>\$100,282,400</b>	<b>\$100,198,892</b>	<b>\$83,508</b>
<b><u>LOTTERY NET PROFITS SURPLUS ACCRUED FY2023</u></b>				
IN-HOME SERVICES & NUTRITION FOR SENIOR CITIZENS-LOTTERY SURPLUS	76699	\$2,000,000	\$2,000,000	\$0
SENIOR SERVICES MEDICAID TRANSFER LOTTERY SURPLUS	68199	\$14,000,000	\$16,000,000	-\$2,000,000
<b>Total</b>		<b>\$116,282,400</b>	<b>\$118,198,892</b>	<b>-\$1,916,492</b>

**BUREAU OF SENIOR SERVICES**  
**FY 2023 APPROPRIATION - GOVERNOR RECOMMENDED**  
 Lottery Only (Net of Medicaid Transfer)

<u>BUDGET LINE ITEM</u>	<u>APPROPRIATION</u>	<u>FY2023 BUREAU REQUEST</u>	<u>FY2022 BUDGET</u>	<u>LINE CHANGE</u>
<b><i>FUND 5405-LOTTERY</i></b>				
PERSONAL SERVICES	00100	\$142,503	\$138,660	\$3,843
SALARY & BENEFITS AGENCY HEADS	00201	\$70,720	\$70,720	\$0
CURRENT EXPENSE	13000	\$332,284	\$332,284	\$0
REPAIRS & ALTERATIONS	06400	\$1,000	\$1,000	\$0
LOCAL PROGRAM SERVICE DELIVERY	20000	\$2,435,250	\$2,435,250	\$0
SILVER HAIRED LEGISLATURE	20200	\$18,500	\$18,500	\$0
ALZHEIMER'S RESPITE CARE	64300	\$2,304,286	\$2,302,016	\$2,270
AGED & DISABLED RESOURCE CTRS.	76700	\$425,000	\$425,000	\$0
WV ALZHEIMER'S HOTLINE	72400	\$45,000	\$45,000	\$0
LEG. INITIATIVES FOR ELDERLY (LIFE)	90400	\$9,671,239	\$9,671,239	\$0
LONG TERM CARE OMBUDS	90500	\$297,226	\$297,226	\$0
BRIM PREMIUM	91300	\$7,718	\$7,718	\$0
IN-HOME SERVICES/NUTRITION	91700	\$6,845,941	\$6,095,941	\$750,000
<b>LOTTERY TOTAL</b>		<b>\$22,596,667</b>	<b>\$21,840,554</b>	<b>\$756,113</b>
<b>LOTTERY NET PROFITS SURPLUS ACCRUED FY2023</b>				
IN-HOME SERVICES & NUTRITION FOR SENIOR CITIZENS-LOTTERY SURPLUS	76699	\$2,000,000	\$2,000,000	\$0
		<b>\$24,596,667</b>	<b>\$23,840,554</b>	<b>\$756,113</b>

**BUREAU OF SENIOR SERVICES FUND DESCRIPTION FY 2023**

<u>FUND</u>	<u>ACTIVITY</u>	<u>ACCOUNT NAME</u>	<u>USE OF FUNDS</u>
<b><u>GENERAL REVENUE:</u></b>			
0420	53900	TRANSFER TO DIV.HUMAN SERVICES FOR HEALTH CARE AND TITLE XIX WAIVER FOR SR. CITIZENS \$19,612,957	These funds are transferred to Department of Health and Human Resources-Bureau Medical Services to match the Medicaid Waiver Program.
<b><u>LOTTERY:</u></b>			
5405	00100	PERSONAL SERVICES & BENEFITS \$142,503	Funds are for non program administrative employees salaries and benefits.
5405	00201	SALARY AND BENEFITS OF CABINET SECRETARY AND AGENCY HEADS \$70,720	Funds are for Agency Commissioner.
5405	06400	REPAIRS & ALTERATIONS \$1,000	Funds are for Bureau Office repairs & alterations.
5405	13000	CURRENT EXPENSES \$332,284	Funds are for non program Bureau operations.
5405	20000	LOCAL PROGRAMS SERVICE DELIVERY \$2,435,250	Funds are distributed by formula to Title III providers under the Older Americans Act as <u>match</u> for the 8724 federal grants and provide the same services array. Area agencies also receive \$20,000 each in match. Federal participation cannot exceed 75% of the total State and Area plan administration costs. The remaining 25% represents the State and local matching share. Federal participation cannot exceed 85% of the total Title III B Supportive Services, Title III C-1 Congregate Meals, and Title III C-2 Home Delivered Meals service costs. Of the remaining 15% matching share, one third (5%) must come from State sources leaving 10% from other sources such as cost sharing from seniors and or donations. Federal participation cannot exceed 75% of the total Title III E Family Caregiver costs. The remaining 25% represents the State and local matching share.
5405	20200	SILVER HAIRED LEGISLATURE \$18,500	Funds are for the Silver Haired Legislature annual conference.
5405	53900	TRANSFER TO DIV.HUMAN SERVICES FOR HEALTH CARE AND TITLE XIX WAIVER FOR SR. CITIZENS \$14,203,501	These funds are transferred to Department of Health and Human Resources-Bureau Medical Services to match the Medicaid Waiver Program.
5405	64300	ROGER TOMPKINS ALZHEIMER'S RESPIRE CARE \$2,304,286	Funds are granted to all 55 counties for Alzheimer's in-home respite care and respite day care for families of Alzheimer's patients (FAIR). These funds are allocated with a base to all 55 counties and the balance by a formula based on 60+ population, 65+ low income , and 65+ minority.
5405	72400	WV ALZHEIMER'S HOTLINE \$45,000	Funds are a grant with West Virginia's Alzheimer's Association for the Helpline Program to educate and support Alzheimer's patients, family members, professional and informal caregivers.
5405	76700	AGED & DISABLED RESOURCE CENTERS \$425,000	These funds are for 3 regional Aged & Disabled Resource Centers and 1 State office that will cover all 55 counties. These serve as one-stop shops to provide long term care information for seniors and disabled individuals to help them make informed choices.
5405	87100	SENIOR SERVICES MEDICAID TRANSFER \$16,400,070	These funds are transferred to Department of Health and Human Resources to match Medicaid programs.
5405	90400	LEGISLATIVE INITIATIVES FOR THE ELDERLY \$9,671,239	The funds are distributed in all 55 Title III county providers to support senior citizen programs and services as indicated in federal fund 8724. These are services under the Older Americans Act. The allocations are \$24,392 each for the 4 area agencies, \$550,000 to the old Title XX social support

5405	90500	LONG TERM CARE OMBUDSMAN \$297,226
5405	91300	BRIM PREMIUM \$7,718
5405	91700	IN-HOME SERVICES FOR SENIOR CITIZENS \$6,845,941

service agencies, and \$170,000 to each of the 55 counties less any pro rated budget reductions.

These funds help cover the state portion of the Nursing Home Ombud's program, which provides 9 regional Ombud's staff to assist clients, and their families, of nursing homes and personal care facilities throughout the state. It also provides match for Medicaid dollars.

Funds are for insurance premiums payable to the West Virginia Board of Risk and Insurance Management.

Funds are granted to all 55 counties for In-Home Services in the areas of Nutrition, Lighthouse, and Transportation. These funds are allocated with a base to all 55 counties and the balance by a formula based on 60+ population, 65+ low income, and 65+ minority.

**SPECIAL-OTHER FUNDS:**

5409	00100-13000	COMMUNITY BASED SERVICE FUND \$10,514,707
------	-------------	--

Funds from licensing fees of the casinos used for In-Home services in all 55 counties. Funds are distributed on a combination of a county base and Older Americans Act formula. Services provided are Lighthouse, Alzheimer's Respite, and Meals. Regional monitoring expenses, and Client Tracking Harmony reporting system are included. These programs are supplemented by cost sharing from seniors.

**SPECIAL:**

5407	09900	GIFTS AND GRANTS \$2,347,804
------	-------	---------------------------------

Funds are provided for administrative support of the Medicaid Waiver and Personal Care programs, including nurse monitors covering the entire state. This fund also supports the Nursing Home Ombud's program (\$220,000) under Medicaid, Take Me Home Transition Program (\$452,000) and Incident Management System Monitoring Program (\$158,250).

**FEDERAL:**

8724	00100-13000	CONSOLIDATED FEDERAL FUNDS \$14,606,694
------	-------------	--

Funds are provided for the Older Americans Act of the Administration on Aging. This mainly includes formula grants for senior center operations, transportation, meals, and caregivers in all 55 counties, and employment programs in in the state. It also includes and Health Benefits Counseling. These programs are supplemented by cost sharing from seniors.

\$100,282,400

Total Appropriations

**LOTTERY NET SURPLUS ACCRUED FY 2022:**

5405	68199	\$14,000,000
------	-------	--------------

These funds are transferred to Department of Health and Human Resources-Bureau Medical Services to match the Medicaid Waiver Program.

5405	76699	\$2,000,000
------	-------	-------------

These funds are for the prior years approved meal reimbursement rate increase.

\$132,282,400

Total All Appropriations

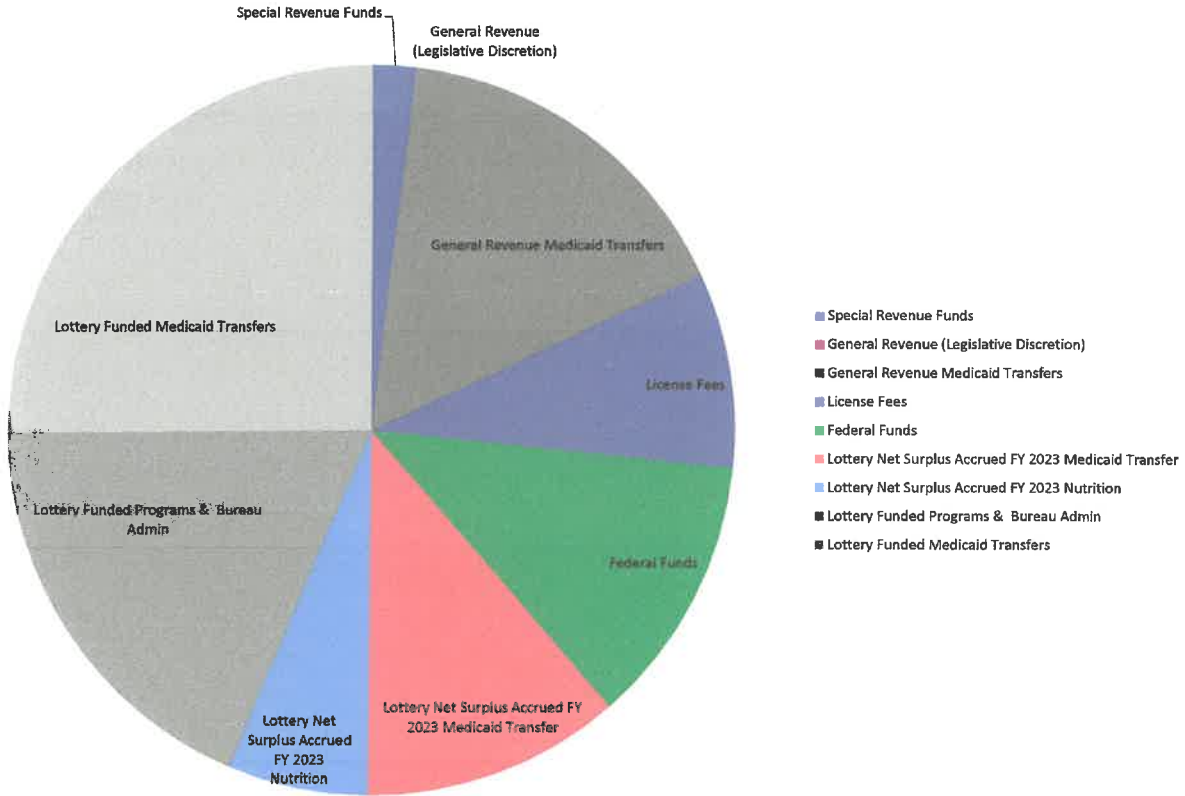
\$52,065,872

\$64,216,528

\$116,282,400

Bureau Administration and Operations  
Transfers to DHHR Medicaid Waiver Programs  
Total Base Level Appropriations

**BUREAU OF SENIOR SERVICES  
FY2023 REVENUES BY SOURCE**

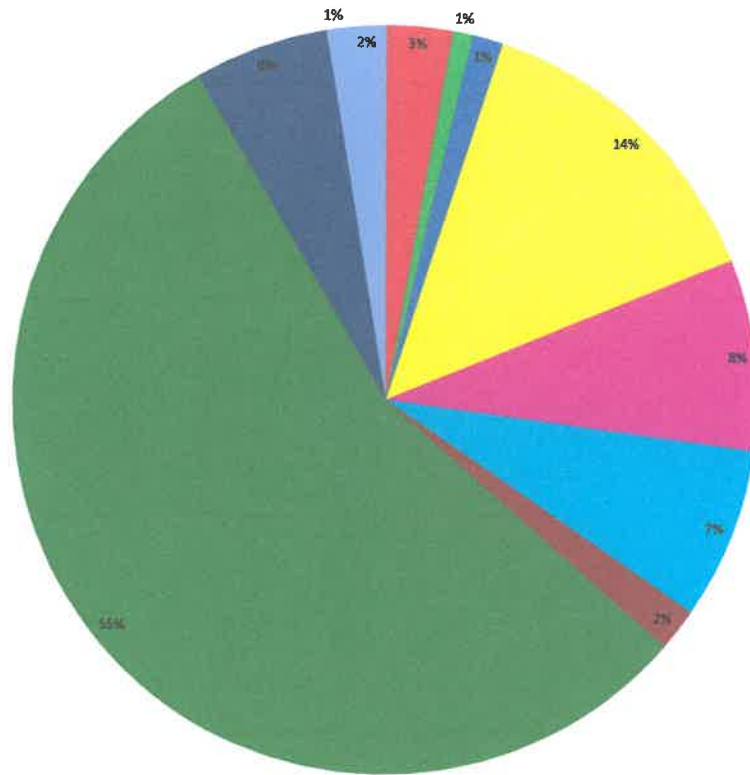


**BUREAU OF SENIOR SERVICES  
FY 2023 REVENUES BY SOURCE**

Special Revenue Funds	2.02%	\$2,347,804
General Revenue (Legislative Discretion)	0.00%	\$0
General Revenue Medicaid Transfers	16.87%	\$19,612,957
License Fees	9.04%	\$10,514,707
Federal Funds	12.56%	\$14,606,694
Lottery Net Surplus Accrued FY 2023 Medicaid Transfer	12.04%	\$14,000,000
Lottery Net Surplus Accrued FY 2023 Nutrition	6.54%	\$2,000,000
Lottery Funded Programs & Bureau Admin	19.43%	\$22,596,667
Lottery Funded Medicaid Transfers	26.32%	\$30,603,571
<b>TOTAL</b>	<b>100.00%</b>	<b>\$116,282,400</b>



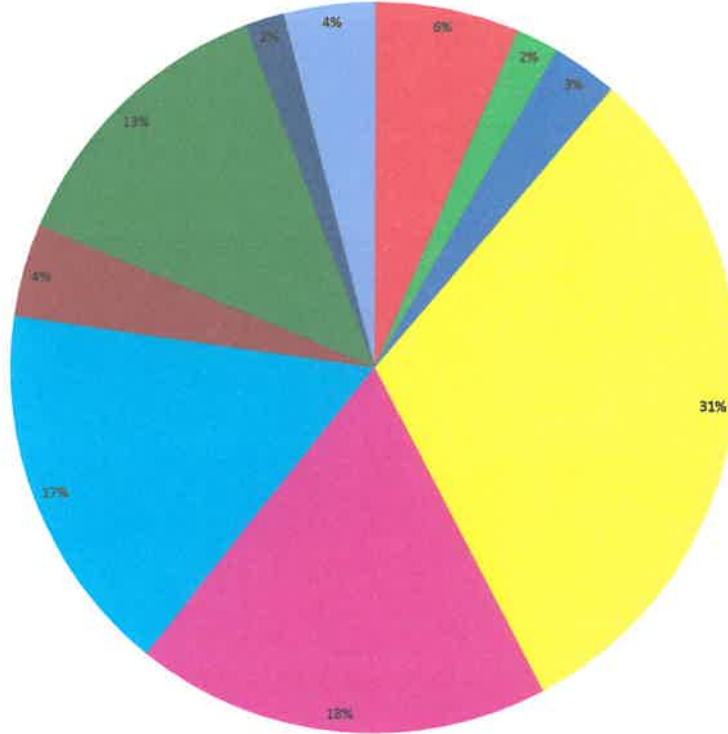
**BUREAU OF SENIOR SERVICES  
FY2023 EXPENDITURES BY PROGRAMS**



**BUREAU OF SENIOR SERVICES  
FY 2023 PROGRAMS BY REVENUE**

Alzheimer's Respite (FAIR)	2.85%	\$3,319,725
Area Agency Administration	0.85%	\$984,712
Bureau Administration	1.33%	\$1,541,932
Congregate/Home Delivered Meals	13.91%	\$16,177,479
L.I.F.E.	8.23%	\$9,574,527
Lighthouse In-Home Service	7.42%	\$8,623,118
Medicaid Administration	1.83%	\$2,127,804
Medicaid Match Transfer	55.22%	\$64,216,528
Older Americans Act (Supportive)	5.77%	\$6,715,272
Title V Employment Programs	0.76%	\$889,511
Other	1.82%	\$2,111,792
<b>TOTAL</b>	<b>100.00%</b>	<b>\$116,282,400</b>
Other		
Special Projects	0.05%	\$63,500
Aged & Disabled Resource Centers	0.37%	\$425,000
Ombudsman	0.54%	\$623,292
Transportation	0.86%	\$1,000,000
	<u>1.82%</u>	<u>\$2,111,792</u>

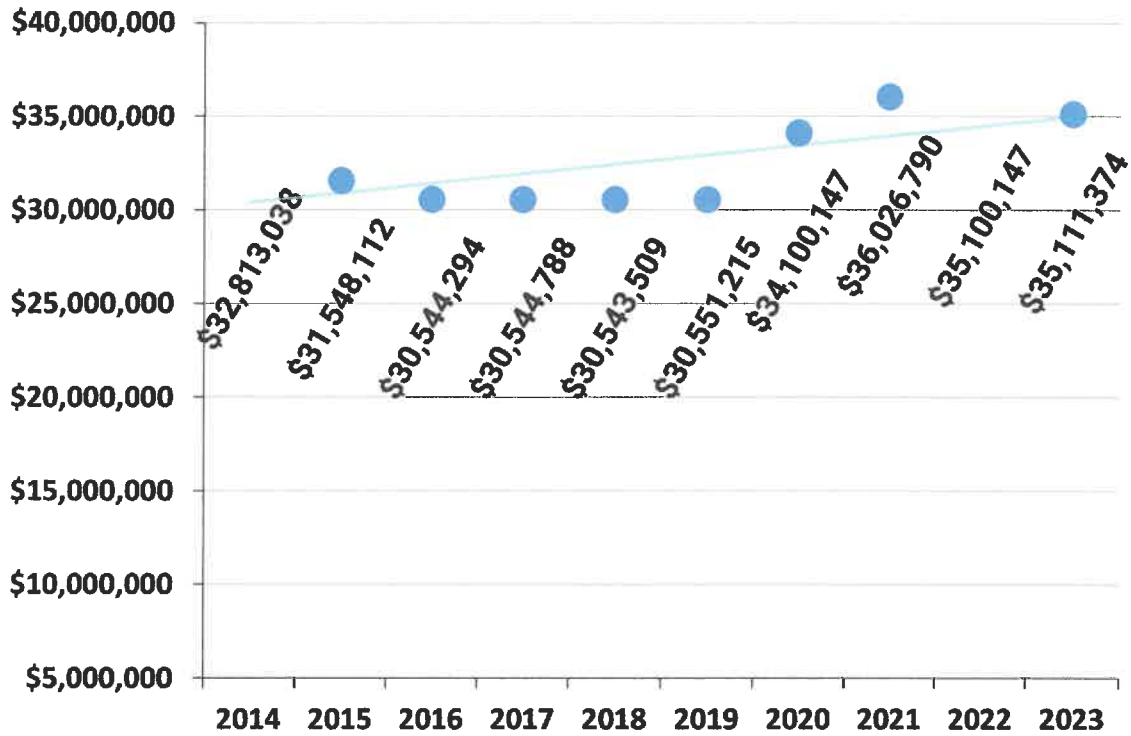
**BUREAU OF SENIOR SERVICES  
FY2023 EXPENDITURES BY PROGRAMS  
non Medicaid Transfers**



**BUREAU OF SENIOR SERVICES  
FY 2023 PROGRAMS BY REVENUE  
(non Medicaid Transfers)**

Alzheimer's Respite (FAIR)	6.38%	\$3,319,725
Area Agency Administration	1.89%	\$984,712
Bureau Administration	2.96%	\$1,541,932
Congregate/Home Delivered Meals	31.07%	\$16,177,479
L.I.F.E.	18.39%	\$9,574,527
Lighthouse In-Home Service	16.56%	\$8,623,118
Medicaid Administration	4.09%	\$2,127,804
Older Americans Act (Supportive	12.90%	\$6,715,272
Title V Employment Programs	1.71%	\$889,511
Other	4.06%	\$2,111,792
<b>TOTAL</b>	<b>100.00%</b>	<b>\$52,065,872</b>
Other		
Special Projects	0.12%	\$63,500
Aged & Disabled Resource Centers	0.82%	\$425,000
Ombudsman	1.20%	\$623,292
Transportation	1.92%	\$1,000,000
	4.06%	2,111,792

**BUREAU of SENIOR SERVICES  
STATE REVENUE 10 YEARS**



\*net of medicaid waiver transfers

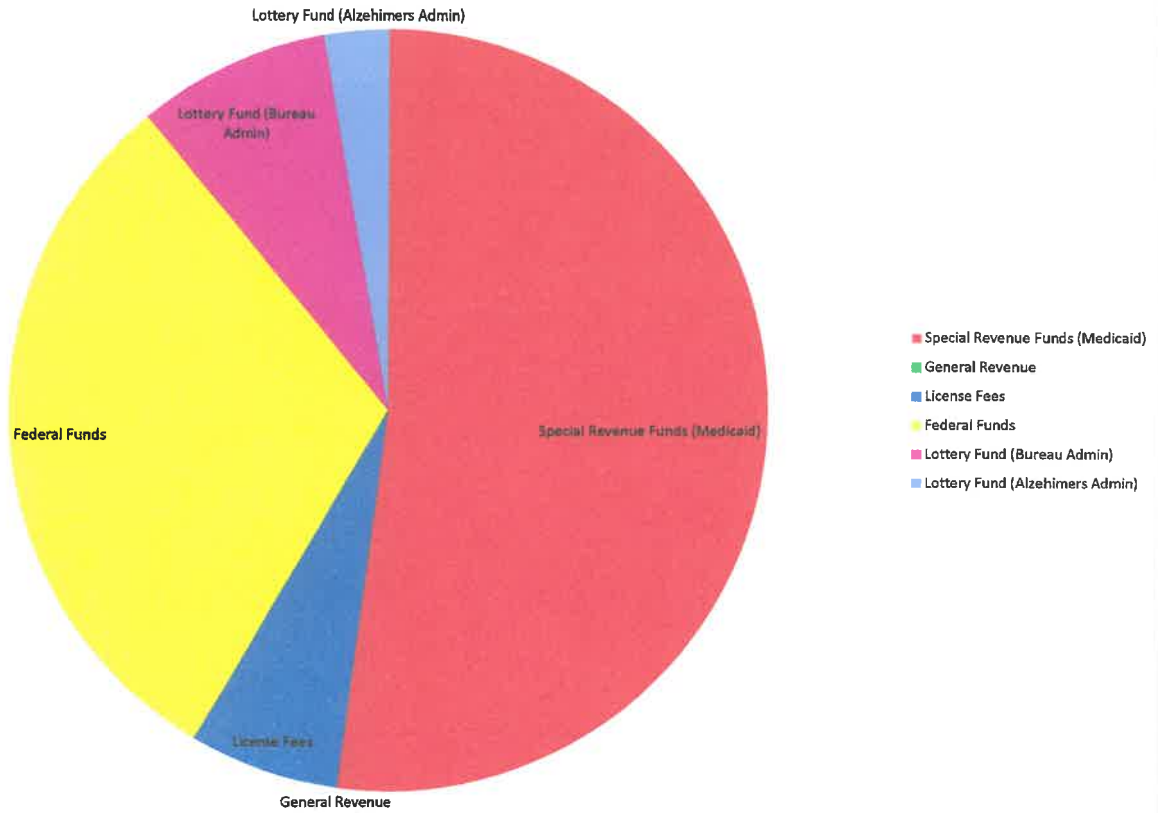
\*\* FY 2020 One Time \$1 million Appropriation for Nutrition Vehicles & \$750,000 appropriation from Lottery Net Surplus Accrued

\*\* FY 2021 \$676,643 appropriation from Lottery Net Surplus Accrued & \$3 million Lottery Net Surplus Supplemental FY 2020

\*\* FY 2022 \$750,000 appropriation from Lottery Net Surplus Accrued & \$2 million Net Surplus Supplemental

\*\* FY 2023 \$2 million appropriation from Lottery Net Surplus Accrued

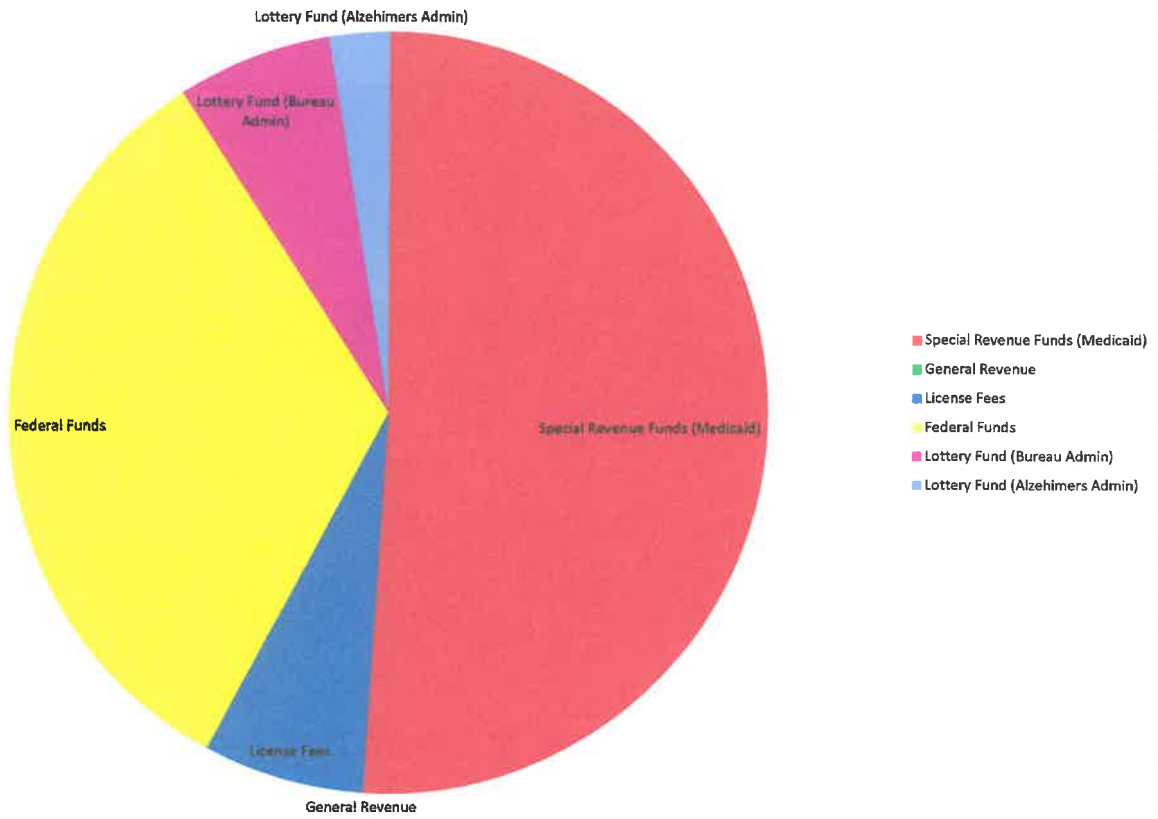
**BUREAU OF SENIOR SERVICES  
FY2023 STAFFING SOURCES**



**BUREAU OF SENIOR SERVICES  
FY 2023 STAFFING SOURCES  
(Salaries & Benefits)**

Special Revenue Funds (Medicaid)	52.12%	\$1,353,653
General Revenue	0.00%	\$0
License Fees	6.39%	\$165,997
Federal Funds	30.49%	\$791,841
Lottery Fund (Bureau Admin)	8.21%	\$213,223
Lottery Fund (Alzheimers Admin)	2.80%	\$72,686
<b>TOTAL</b>	<b>100.00%</b>	<b>\$2,597,400</b>

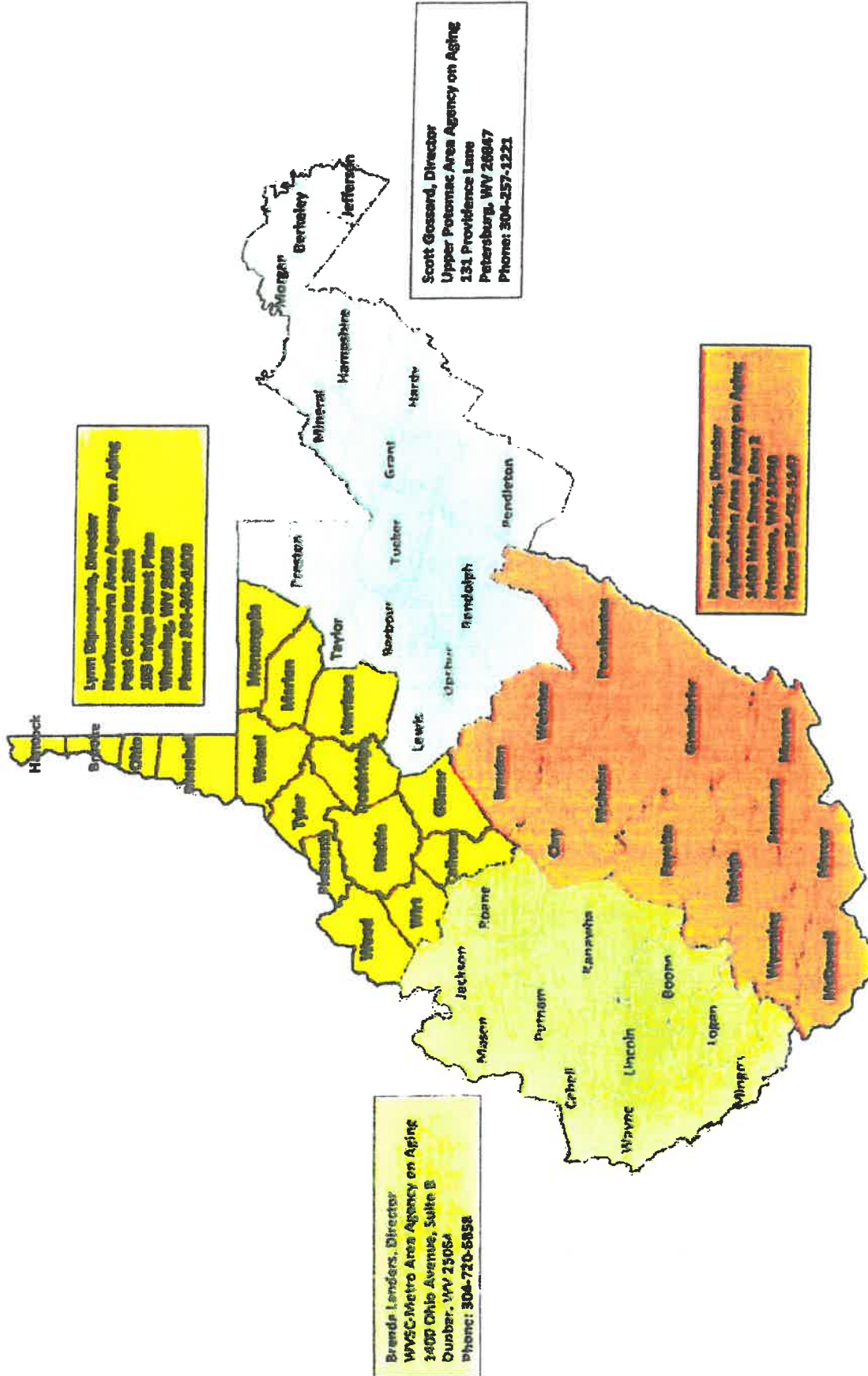
**BUREAU OF SENIOR SERVICES  
FY2023 STAFFING SPLITS FTE**



**BUREAU OF SENIOR SERVICES  
FY 2023 STAFFING SPLITS FTE**

Special Revenue Funds (Medicaid)	51.04%	18.68
General Revenue	0.00%	0.00
License Fees	6.83%	2.50
Federal Funds	32.98%	12.07
Lottery Fund (Bureau Admin)	6.56%	2.40
Lottery Fund (Alzheimers Admin)	2.60%	0.95
<b>TOTAL</b>	<b>100.00%</b>	<b>36.60</b>

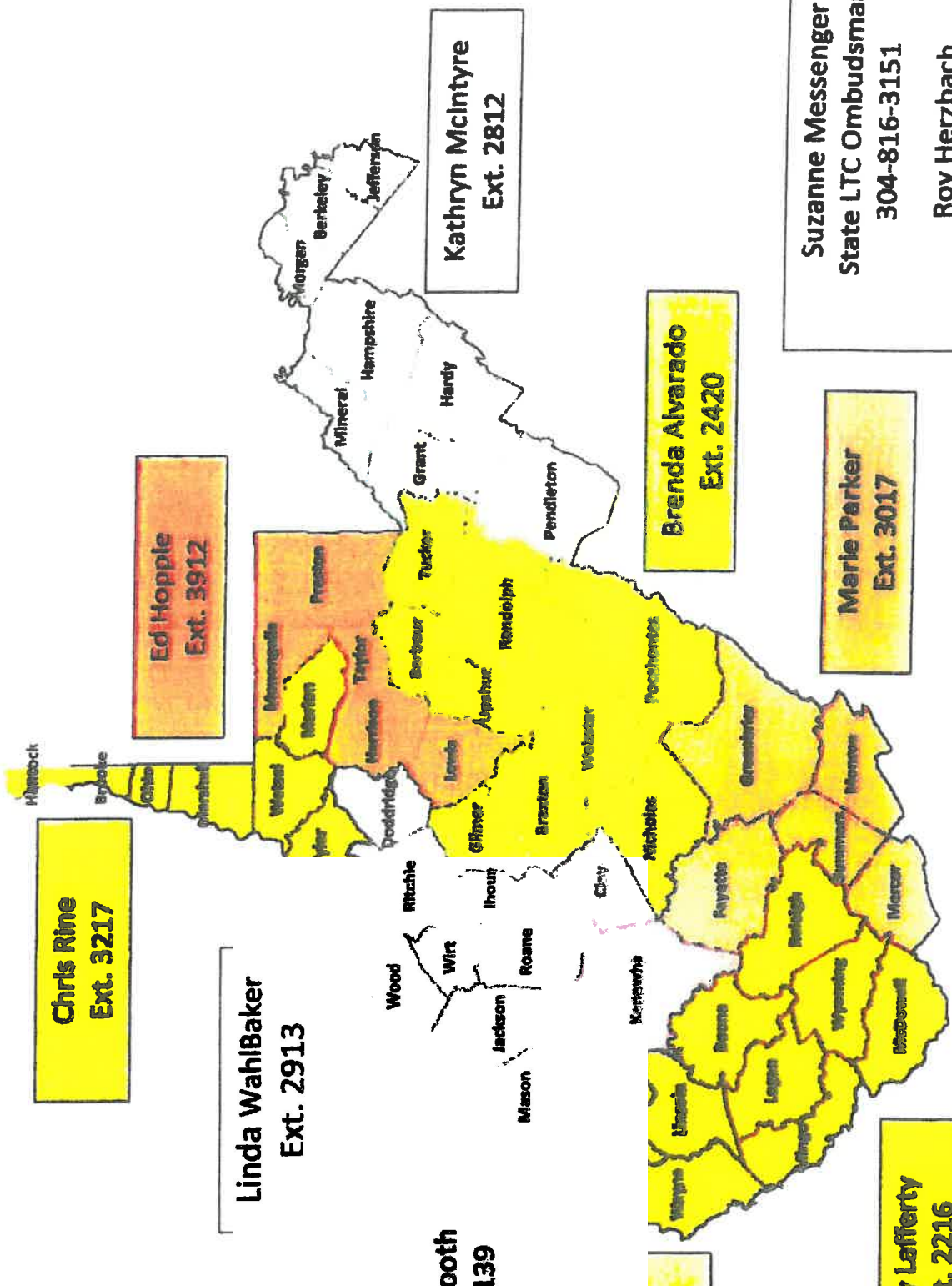
# AREA AGENCIES ON AGING





**WEST VIRGINIA  
LONG-TERM CARE OMBUDSMAN REGIONS**

**1-800-834-0598**



**Chris Rine  
Ext. 3217**

**Ed Hopple  
Ext. 3912**

**Linda WahlBaker  
Ext. 2913**

**Mary Booth  
Ext. 2139**

**Mary McHenry  
Ext. 2520**

**Kathryn McIntyre  
Ext. 2812**

**Brenda Alvarado  
Ext. 2420**

**Marie Parker  
Ext. 3017**

**Suzanne Messenger  
State LTC Ombudsman  
304-816-3151  
Roy Herzbach  
Regional Ombudsman Director  
1-800-834-0598, Ext. 2135**

**Polly Lafferty  
Ext. 2216**